



Doran Scales, Inc.

Atlas Series Scales

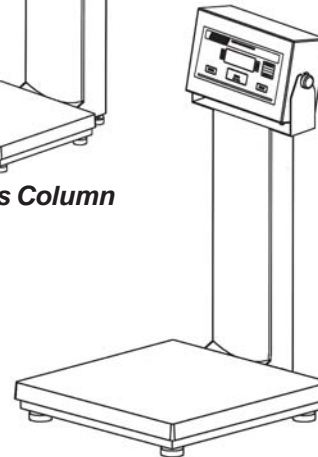
Doran Atlas Scales are rugged, one piece stainless steel scales, offered in 14", 20", or 30" high Atlas columns. Choose any Doran Indicator and one of our 6 base sizes to create a superior washdown scale just right for your task.

Features:

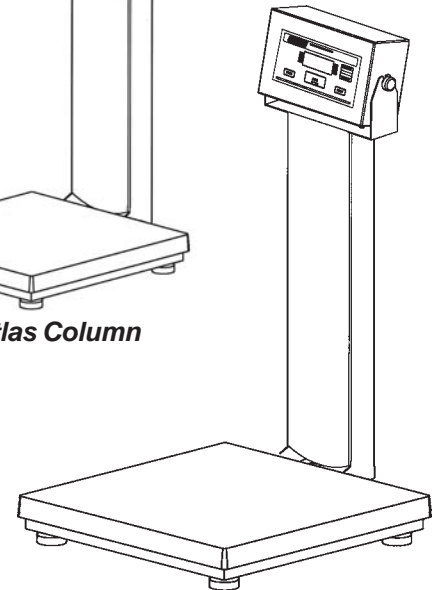
- Atlas Column available in 14", 20", or 30" Heights.
- 304 Stainless Steel Construction
- The open back design of the 6" wide column prevents the collection of water or debris.
- Two adjustable feet provide column support in addition to the four feet on the scale base.
- "Quad Spring" Shock Absorbing Design (Base Sizes 10" x 10" - 18" x 18")
- Legal For Trade (NTEP):
 Base Sizes 10" x 10" to 18" x 18" Class III 5000d
 Base Sizes 18" x 24" & 18" x 24" Class III 3000d



14" Atlas Column



20" Atlas Column



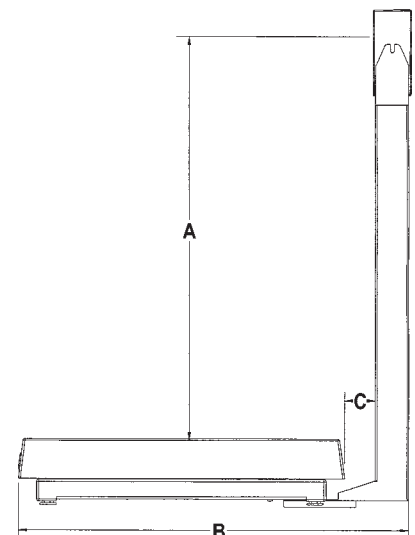
30" Atlas Column

Washdown Safe Indicators

- 8000XLM - Internal Rechargeable Battery Power
- 7000XLM - General Purpose Indicator
- 7000M - Single Pushbutton Operation for Harsh Washdown Applications
- 4300M - Checkweighing Capability
- 9000XLMIS - Intrinsically Safe

Atlas Scale Series Dimensions:

Column Height	Base Size	Top of Platter to Readout (A)	Total Scale Depth (B)	Depth From Back Edge of Platter to Front of Column (C)	Capacities Available (lb)
14"	10" x 10"	14.5"	14.25"	1.75"	2, 5, 10, 25 or 50
14"	12" x 12"	13.25"	16.5"	2"	50 or 100
14"	15" x 15"	13"	19.25"	1 - 3/4"	50, 100 or 200
20"	15" x 15"	21.75"	21"	3.5"	50, 100 or 200
20"	18" x 18"	20.5"	24"	3.25"	50, 100, 150 or 300
20"	18" x 24"	20"	23.25"	2.25"	60, 150, 300, 500 or 1000
20"	24" x 24"	20"	29.25"	2.25"	60, 150, 300, 500 or 1000
30"	15" x 15"	31.75"	21"	3.5"	50, 100 or 200
30"	18" x 18"	30.5"	24"	3.25"	50, 100, 150 or 300
30"	18" x 24"	30"	23.25"	2.25"	60, 150, 300, 500 or 1000
30"	24" x 24"	30"	29.25"	2.25"	60, 150, 300, 500 or 1000




Doran Scales, Inc.

1315 Paramount Parkway, Batavia, IL 60510 1-800-262-6844 • Fax (630) 879-0073 • www.doranscales.com

DORON

Now
You Can
Checkweigh
On A
Grand Scale

Smart Design...
...Better Weighing



DORAN

The New

Model 4300 Checkweigh Scale

Incredibly Affordable!

Since 1976, Doran has dedicated itself to making precision weighing instruments of unsurpassed quality with the most asked for features: Accuracy, Reliability, Durability and ease of Calibration. And it's washdown safe, of course. The 4300 offers proof of our heritage of commitment to our customers. Available in tower versions or as a meter.

Tomorrow's Features At Yesterday's Prices!

New Low Profile Shockproof Base

Only 2" high, the 4300 incorporates our proven "Quad Spring" break-away design which protects the IP66 sealed load cell from shock and overload damage as never before!

Exclusive "STABIL-IZER" Filter

Unique software eliminates "bouncy display" caused by vibrations or air movement near the scale.

Super Tough Control Panel

Hardened to resist scratching and puncture damage; mounted on a rugged sub-panel and sealed against moisture.

Designed to 5000 Division NTEP Specs

The 5, 10 and 25 lb models have generous 10" x 10" bases; 50 and 100 lb models have 12" x 12" bases. The 304 Stainless Steel finish is superb...a Doran trademark!

Bigger, Brighter Displays

This LED display is easy to read, even from as far away as 25 feet; weights displayed in lb, kg, g, oz or lb & oz.

"Intelli-Cal" Calibration

Using as little as 10% of scale capacity, calibration's a snap!

Set The Parameters You Want, The Features You Need, To Make The Doran 4300 Work For You!

Set Over & Under tolerances right from the front panel using Up/Down arrow buttons. Checkweigh to Zero or to actual weight, with 3 or 5 zone checkweigh capability.

PARAMETERS: Display update rate ■ Auto Zero Tracking ■ Resolution ■ Motion Aperture ■ Filter settings ■ Baud Rate ■ Auto-Print modes ■ Keypad enable/disable ■ Print string select ■ Front panel coded lock for parameter setting access ■ Parameter review upon power-up ■ and much more!

Designed To Improve Production

The ATL4300 series features a 14" high Atlas Column that puts the tiltable readout at an ideal viewing height.



SPECIFICATIONS

Display: 6 digit red LED, 0.56" high

Pushbuttons: ZERO, PRINT, UNITS, OVER, UNDER

Indicators: lb, kg, g, oz, OVER, ACCEPT, UNDER, NEG, ZERO, MOT

Load Cell Excitation Voltage: 10 VDC

Update rate: User selectable from 2 updates/sec to 10 updates/sec

Resolution: 5000 divisions standard; 10K divisions maximum

Sensitivity: 0.5 to 5 μ volts with up to 50% dead load offset

Filter: User selectable filter dampens vibration to assure stable readings

Input/Output: Bi-directional RS-232 standard; RS-485 optional

6 built-in print formats, including Doran SSP Printer

Optional: User-configurable print format

Remote switch capability

5 digital outputs

Power: 115/230 VAC, 50/60 HZ: EMI/ESD protected

Specifications subject to change without notice.

2 Year Warranty On Parts & Workmanship

MODEL SELECTION CHART

Model No.	Capacity		
	lb	kg	oz
4305P	5 x 0.001	2.3 x 0.5g	80 x 0.02
4310P	10 x 0.002	4.5 x 1g	160 x 0.05
4325P	25 x 0.005	11.3 x 2g	400 x 0.1
4350P	50 x 0.01	22.7 x 5g	800 x 0.2
4350P/12S	50 x 0.01	22.7 x 5g	800 x 0.2
43100P/12S	100 x 0.02	45 x 10g	1600 x 0.5

DORAN

Doran Scales, Inc.

1315 Paramount Parkway ■ Batavia, Illinois 60510
1-800-262-6844 / 630-879-1200 ■ Fax 630-879-0073
www.doranscales.com

SBRC0049

02/03 Rev. 4